**Multiple District 109**

**As of October 2026 Cumulative**

| Year | New Clubs | Dropped Clubs | Gain/ Loss Clubs | New Members | Charter Members | Reinstate Members | Transfer Members | Total Member Added | Total Members Dropped | Gain/ Loss Members |
|---|---|---|---|---|---|---|---|---|---|---|
| 2022-2023 | 1 | 0 | 1 | 84 | 78 | 0 | 1 | 163 | 259 | -96 |
| 2023-2024 | 0 | 6 | -6 | 103 | 1 | 6 | 3 | 113 | 252 | -139 |
| 2024-2025 | 0 | 4 | -4 | 99 | 0 | 6 | 21 | 126 | 168 | -42 |
| 2025-2026 | 1 | 1 | 0 | 97 | 16 | 1 | 2 | 116 | 126 | -10 |
| 2026-2027 | 0 | 0 | 0 | 16 | 0 | 0 | 0 | 16 | 19 | -3 |
| **Average** | **0** | **2** | **-2** | **80** | **19** | **3** | **5** | **107** | **165** | **-58** |

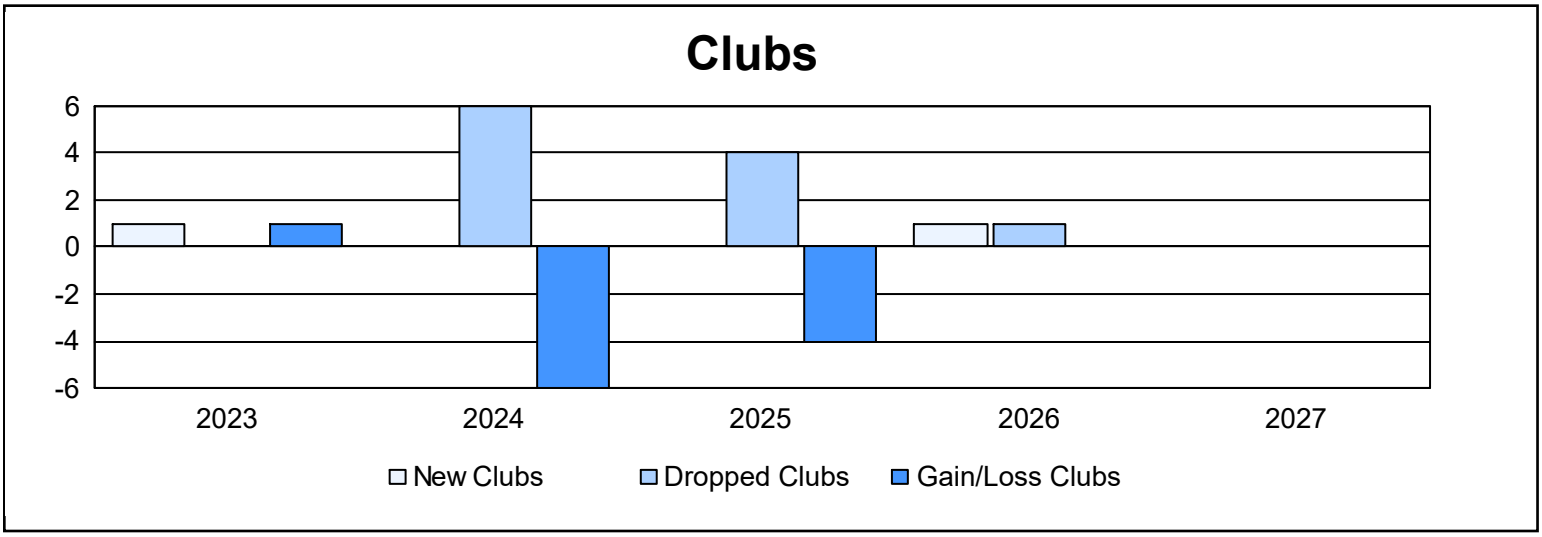


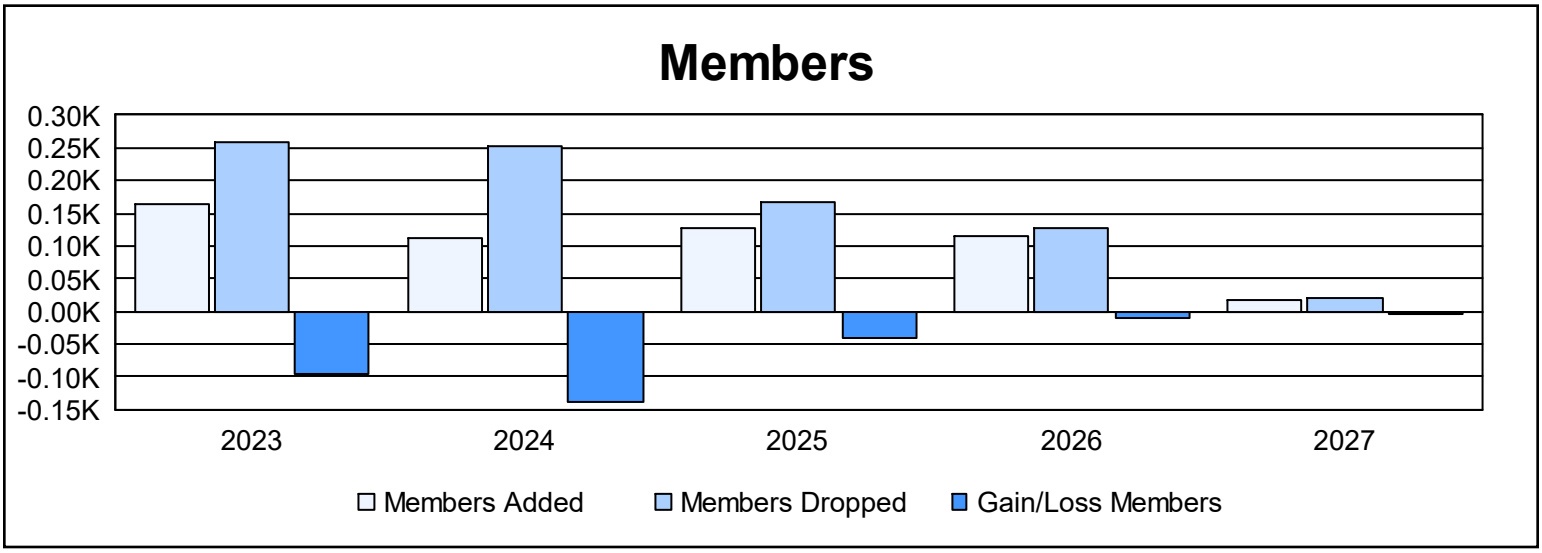

## Membership Composition

October 2026 Cumulative

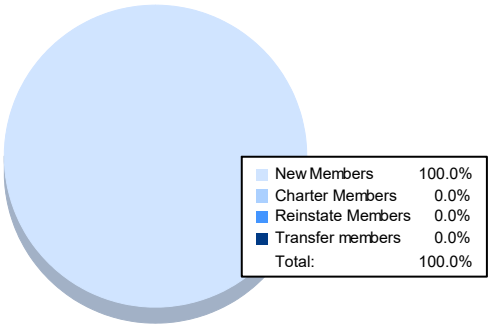

| | |
|---|---|
| New Members | 100.0% |
| Charter Members | 0.0% |
| Reinstate Members | 0.0% |
| Transfer members | 0.0% |
| Total: | 100.0% |

## Gender Composition

October 2026 Cumulative

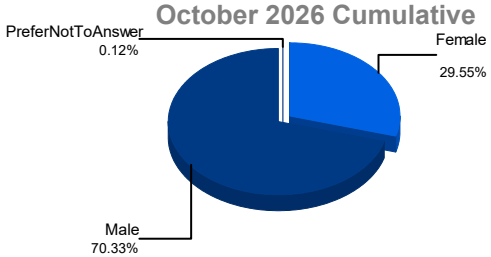


| | |
|---|---|
| Female | 29.55% |
| Male | 70.33% |
| PreferNotToAnswer | 0.12% |
| NonBinary | 0.00% |
| Total: | 100.00% |